

---

# THE ALL-NEW LAND CRUISER PRADO



**TRULY MASTERFUL**






SPECIFICATIONS


	Prado 2.8GD VX -R	Prado 2.8GD TX
Engine and Drivetrain		
Bore x Stroke (mm)	92.0x103.6	92.0x103.6
Differential Lock	Centre and Rear-Torsen LSD	Centre
Driven Wheels	4WD	4WD
Fuel System	Diesel-Common Rail	Diesel-Common Rail
Maximum Power (kW @ r/min)	150 @ 3000-3400	150 @ 3000-3400
Maximum Torque (Nm @ r/min)	500 @ 1600-2800	500 @ 1600-2800
Number of Cylinders and Arrangement	Inline-4	Inline-4
Starting System	Push Start	Push Start
Suspension (Rear)	Multilink	Multilink
Tool Set	Basic + Spanner	Basic + Spanner
Transmission	Automatic-8-speed	Automatic-8-speed
Turbo Charger	•	•
Suspension (Front)	Double Wishbone with Stabiliser Disconnect Mechanism (SDM)	Double Wishbone
Engine capacity (litre)	2.8	2.8
Exterior Features		
Body Colour	Monotone	Monotone
Daytime Running Light	LED	LED
Door Outside Handles	Gloss Black-Smart Entry	Colour Coded-Smart Entry
Front Bumper	Material + Painted	Material + Painted
Front Fog Lamps	LED	LED
Headlights	LED-Adaptive High-beam System (AHS)	LED
Headlamp Levelling	Automatic	Automatic
Light Control System	•	•
Luggage Boot / Rear Door	Power + Hatch	Power + Hatch
Model Name Mark	Land Cruiser Prado	Land Cruiser Prado
Side Mirrors	Gloss Black, Power, Auto-Retractable, Memory, With Indicator, Blind Spot Monitor (BSM), Heated, Camera, Welcome Lights	Colour Coded, Power, Auto-Retractable, With Indicator, Blind Spot Monitor (BSM), Welcome Lights
Front Grille	Black,Toyota	Black,Toyota
Rear Bumper	Black	Black
Rear Lights	LED	LED
Rear Fog Lamp	LED	LED
Tow Hook	3	3
Front side Glass	UV Cut, Green	UV Cut, Green
Front Window Wiper	Intermittent, Auto, Rainsensing	Intermittent, Time adjustable
Rear Window Wiper	Intermittent	Intermittent
Interior Features		
AT Shift Lock	•	•
Cupholders	14	14
Door Inside Handles	Chrome	Chrome
Door Trim	Leather	Leather
Floor Carpet Trim	Carpet	Carpet
Front Headrest	Adjustable-2	Adjustable-2
Rear View Mirror	Digital	Electrochromatic (EC)
Key Reminder Warning	•	•
Meter Illumination Control	•	•
2nd Row Seats	60:40	60:40
Room Lamp	•	•
Seat Trim	Full Leather	Full Leather
Shift Lever & Knob	Leather	Leather
Speedometer	Digital	Digital
Steering Wheel	4 Spoke/Leather + Heated	4 Spoke/Leather
3rd Row Seats	Fold Down-Power	Fold Down-Manual
Fridge	•	•
Safety		
Height Adjustable Seat Belt	•	•
Airbag On-Off Switch	•	•
Anti-Theft System	Siren/Alarm, Immobiliser, Intrusion Sensor, Tilt Sensor, Double lock, Ultra-Wide Band	Siren/Alarm, Immobiliser, Intrusion Sensor, Tilt Sensor, Double lock, Ultra-Wide Band
Auto Door Lock	Speed Dependent	Speed Dependent
Centre Rear Seatbelt	3-Point	3-Point
Child Lock	Rear door	Rear door
Child Restraint System (ISOFIX)	2	2
Emergency Brake Signal	•	•
Parking Brake	Electric	Electric
Front Brake	Ventilated Disc	Ventilated Disc
Front Seat Belts	ELR, Pretensioner, Force Limiter	ELR, Pretensioner, Force Limiter
Occupant Detection	Front and Rear sensor	Front and Rear sensor
Power Door Lock	Double Lock	Double Lock
Pre-Crash System (Brake Synchronised)	•	•
Rear Brake	Ventilated Disc	Ventilated Disc
Rear Seat Belts	ELR	ELR
Seat Belt Warning	Front + Rear/Buzzer + Light, Smart Entry	Front + Rear/Buzzer + Light, Smart Entry
Wireless Door Lock	Curtain, Driver, Passenger, Driver Knee, Front Side, Passenger Knee, Front Centre	Curtain, Driver, Passenger, Driver Knee, Front Side, Passenger Knee, Front Centre
Airbags	•	•
Toyota Safety Sense	•	•
Driver Support Systems		
Tyre Pressure Monitor	•	•
Park Distance Control	Front + Rear	Front + Rear
Anti-Lock Braking System (ABS)	•	•
Blind Spot Monitor (BSM)	With Rear Cross Traffic Alert, Safe Exit Assist	With Rear Cross Traffic Alert, Safe Exit Assist
Brake Assist (BA)	•	•
Electronic Brake Force Distribution (EBD)	•	•
Multi-Terrain Select (MTS)	•	•
Traction Control (TRC)	Active Traction Control (ATRC)	Active Traction Control (ATRC)
Vehicle Stability Control (VSC)	•	•
Trailer Sway Control (TSC)	•	•
Drive Mode Select	Eco, Normal, Sport	Eco, Normal, Sport
Downhill Assist Control (DAC)	•	•
Lane Keeping System	Lane Trace Assist	Lane Trace Assist
Crawl Control	•	•

	Prado 2.8GD VX -R	Prado 2.8GD TX
Performance		
Fuel Consumption (Combined Cycle) (ℓ/100km)	7.9	7.9
CO2 (g/km)	209	209
Service and Warranty		
Service Plan	9 Services / 90 000km	9 Services / 90 000km
Service Interval	12 Months / 10 000km	12 Months / 10 000km
Warranty	3 Years / 100 000km	3 Years / 100 000km
Wheels & Tyres		
Spare Tyre	Full-265-65R18 Aluminium	Full-265-65R18 Aluminium
Spare Wheel Carrier	Under Body	Under Body
Wheel and Tyre	F:265-65R18 Aluminium / R:265-65R18 Aluminium	F:265-65R18 Aluminium / R:265-65R18 Aluminium
Styling		
Mud Guards	Front & Rear	Front & Rear
Rear Spoiler	•	•
Roof Rails	•	•
Side Step	•	•
Roof	Moonroof	Standard Roof
Wheel arch moulding	Black	Black
Convenience		
Cruise Control	Adaptive,All Speed	Adaptive,All Speed
Power Steering	Electric (EPS)	Electric (EPS)
Electric Windows	All	All
Seat Heater	Rear Row 1, Front	Driver and Passenger only
Seat Lumbar Support	Driver 2-way	Driver 2-way
Seat Ventilation	Front + Rear Row 1	Driver + Passenger
Speakers	10	6
Steering Column Adjustments	Power / Tilt & Telescopic	Manual / Tilt & Telescopic
Steering Switches	Audio, Telephone, Cruise Control, Info Display, Voice Command	Audio, Telephone, Cruise Control, Info Display, Voice Command
Sun Visor	Mirror with Cover, Ticket Holder Driver + Passenger	Mirror with Cover, Ticket Holder Driver + Passenger
USB	7	7
Door Courtesy Lamp	•	•
Wireless Charger	Front	•
Toyota Connect Enabled	•	•
USB Type	Type C	Type C
Android Auto & Apple Carplay Connection	Cable Android Auto, Wireless Apple CarPlay	Cable Android Auto, Cable Apple CarPlay
Dimensions and Capacities		
Approach Angle (°)	30.0	30.0
Departure Angle (°)	17.0	17.0
Front Overhang (mm)	935	935
Front Tread (mm)	1664	1664
Fuel Tank Size (ℓ)	80	80
Gross Combination Mass (GCM)	6600	6550
Ground Clearance (mm)	216	206
Gross Vehicle Mass (GVM)	3100	3050
Height (mm)	1935	1935
Kerb Weight (kg)	2520	2490
Length (mm)	4925	4925
Rear Overhang (mm)	1140	1140
Rear Tread (mm)	1668	1668
Secondary Fuel Tank (ℓ)	30	30
Towing Capacity - Unbraked (kg)	750	750
Towing Capacity - Braked (kg)	3500	3500
Turning circle (tyres, m)	6.0	6.0
Wheelbase (mm)	2850	2850
Width (mm)	1980	1980


COLOUR SELECTOR




040 Glacier White




4V8 Avant-Garde  
Bronze Metallic



089 Platinum  
White Pearl



1L7 Smokey Grey



202 Raven Black\*



218 Attitude Black\*

\*Customer order only.



**TOYOTA FINANCIAL SERVICES**  
There is no 'one-size-fits-all' when it comes to vehicle finance and insurance, there is only you. With fast, flexible and convenient services we will structure the perfect Land Cruiser Prado deal for you. At Toyota Financial Services, we believe that purchasing your Toyota should be as enjoyable as driving it. Toyota Financial Services is the fast, flexible and convenient means of financing your Land Cruiser Prado. We have created a range of financial products that suit both private and business customers, easily accessible through your local Toyota dealer. We take the hassle out of arranging finance. Toyota Financial Services (South Africa) Ltd is an authorised Financial Services (FSP No. 7454) and Registered Credit Provider (NCRCP62). For comprehensive information about products offered by Toyota Financial Services, visit [www.toyota.co.za/payment-options/toyota-financial-services](http://www.toyota.co.za/payment-options/toyota-financial-services)

**DISCLAIMER:**  
The information contained in this leaflet is provided as is and any warranties of any kind,whether expressed or implied, including but not limited to, implied warranties of satisfactory quality, fitness for a particular purpose and/or correctness. The contents of this leaflet are for general information purposes only and do not constitute advice. Toyota Motor Corporation of Japan and Toyota South Africa Motors (Pty) Limited does not represent or warrant that the information and/or specifications contained in this leaflet are accurate, complete or current and specifically stipulates that certain vehicle details and specifications contained in this leaflet may differ in available models. Therefore, neither Toyota Motor Corporation of Japan nor Toyota South Africa Motors (Pty) Limited make any warranties or representations regarding the use of the content, details, specifications, or information contained in this leaflet in terms of their correctness, accuracy, adequacy, usefulness, timeliness, reliability or otherwise, in each case to the fullest extent permitted by law. Please note that claiming of input VAT needs to be verified by customers prior to vehicle purchase as these rulings are subject to SARS interpretation. Toyota South Africa Motors' rights remain reserved.



